

FUJICOLOR CRYSTAL ARCHIVE PROFESSIONAL PAPER TYPE MP

1 FEATURES AND USES

FUJICOLOR CRYSTAL ARCHIVE PROFESSIONAL PAPER TYPE MP is a color paper for dedicated use with color negative film, providing medium contrast suitable for a variety of professional applications (Multi-purpose).

As such it is designed to provide good results when processed in FUJICOLOR PAPER Process CP-40FA, CP-43FA, CP-47L and RA-4 type process.

Features	Results
<ul style="list-style-type: none"> Vivid and Subtle Tone Reproduction 	<ul style="list-style-type: none"> Enhances saturated color and fine detail reproduction especially for the reds.
<ul style="list-style-type: none"> Unsurpassed Image Stability 	<ul style="list-style-type: none"> Reduces color fading during light storage and stain generation during dark storage.
<ul style="list-style-type: none"> Outstanding Reciprocity Characteristics 	<ul style="list-style-type: none"> Allows optimum speed and gray balance over wide exposure range.
<ul style="list-style-type: none"> High Dynamic Range 	<ul style="list-style-type: none"> Produces excellent highlight clarity, deeper maximum densities, vivid color reproduction and smooth three dimensional depth impression.

2 SAFELIGHT

For an extra margin to safety this paper should be handled in total darkness. If the use of a safelight is unavoidable, refer to the conditions listed below and ensure no paper fogging results.

- The recommended safelight filter is the Fuji Safelight Filter No. 103A (or Kodak Safelight Filter No. 13). Use this filter in conjunction with a 10-watt tungsten lamp. Be sure also to work at least 1 m from the safelight and to finish printing within 1 minute.
- When safelight filters are used for extended periods of time they tend to fade requiring that they be regularly tested for adequacy. When the paper becomes fogged, replace the safelight filters.

- Since exposed paper is easily subjected to safe-light-induced sensitivity increases in exposed areas, be sure that handling precautions are necessary.

3 RAW PAPER STORAGE

This paper is designed to sustain little or no time-lapse related photographic changes in the raw state, if placed for long-term storage in ordinary room. However, photographic changes may take place for long-term storage in high temperature and humidity locations. Raw paper should be stored at 10°C (50°F) or below.

4 PRE-EXPOSURE HANDLING

Raw paper which has been stored at 10°C (50°F) or below should remain in its moisture proof wrap and allowed to warm to room temperatures prior to opening. When the paper is removed from its packaging immediately after being withdrawn from refrigerated storage, condensation will form on the paper surfaces resulting in print color changes and easily damaged surfaces. The shortest periods required to return freezer or refrigerator stored paper to room temperatures (minimum temperature equalization periods) are as follows.

• 20°C (68°F) Temperature Equalization Periods

Paper Size	Unit: hours			
	Storage Temperature	-20°C (-4°F)	0°C (32°F)	10°C (50°F)
127 cm x 36.6 m (50 in x 120 ft)		6	5	3 1/2
50.8 cm x 61 cm (20 in x 24 ft)		5	4	2 1/2

- NOTES**
- Do not heat paper in any attempt to expedite temperature equalization.
 - Remove the entire quantity of paper to be used on any day from refrigeration during the previous day.

5 POST-EXPOSURE HANDLING

This paper retains enhanced post-exposure latent image stability. However, if the latent image remains unprocessed for extended periods of time under normal room conditions or is subjected to high temperatures or humidities, such will cause image changes as well as have untoward effects on color balance.

- The time between exposure and development should be fixed for purposes of uniform quality. Rather than holding exposed paper for processing the next day, initiate processing as soon as possible.
- If the paper cannot be processed immediately after exposure, it should be stored at below 10°C (50°F). It is still recommended, even under cold storage, that paper be processed at the first opportunity only after it has been returned to room temperature.

6 PROCESSING

This paper is designed for optimum results when processed in FUJICOLOR PAPER Process CP-40FA, CP-43FA and CP-47L or RA-4 type process.

7 CONTROL STRIPS

Processing control can be provided through the use of SUPER FA Control Strips-Process CP-40FA/43FA/47L.

8 VIEWING CONDITIONS

When inspecting finished color prints, it is essential that an illumination source be used that retains superior spectral characteristics, adequate color temperature and sufficient brightness. This is because results can appear different, depending on light quality. To be exact, prints should be examined under ISO designated conditions. As a general guide, the following conditions are recommended.

Color temperature : 5000 ± 300 K
 Average illumination : 600 to 1000 Lux
 General color rendering index : Ra 90 or above*

* To attain these values, special fluorescent lamps (e.g. EDL type) for color evaluation purposes should be used.

When inspecting finished prints, be careful to shut out all external light and colored reflected light.

9 PRINT HANDLING AND STORAGE

This paper retains greatly improved color image stability but in all cases prints are subject to various influences (heat, humidity, light, air pollution, etc) depending on the conditions under which they are stored. The general conditions under which prints should be stored are outlined below.

- Recommended Storage Conditions:
 Temperatures: below 25°C (77°F),
 Humidities; 30 to 60 % RH ventilated
- Extended Storage Conditions:
 Temperatures: below 10°C (50°F),
 Humidities; 30 to 50 % RH

10 PAPER SURFACES AND SIZES

10-1 Surfaces Available

Glossy, matte and lustre

10-2 Sizes Available

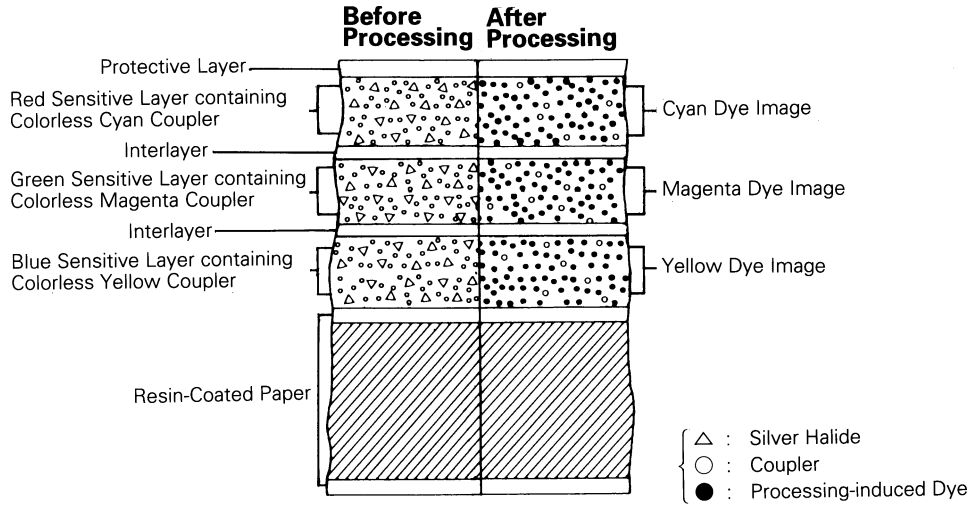
• Rolls

Length Width	50m (164ft)	83.8m (275ft)	175.3m (575ft)
8.9 cm (3 1/2 in)		●	●
10.2 cm (4 in)		●	●
12.7 cm (5 in)		●	●
15.2 cm (6 in)		●	●
17.8 cm (7 in)		●	●
20.3 cm (8 in)		●	●
25.4 cm (10 in)		●	●
27.9 cm (11 in)		●	●
30.5 cm (12 in)	●	●	
40.6 cm (16 in)		●	
50.8 cm (20 in)	●	●	
76.2 cm (30 in)	●		
101.6 cm (40 in)	●		
106.0 cm (41 3/4 in)	●		
127.0 cm (50 in)	●		
10.8 cm (4 1/4 in)		●	

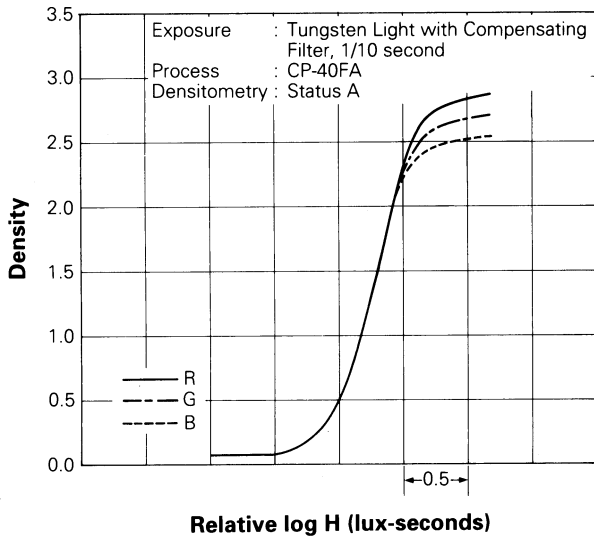
• Sheets

Size	Sheets/box			
	10	25	50	100
20.3 × 25.4 cm (8 × 10 in)	●			●
21.6 × 27.9 cm (8.5 × 11 in)				●
24.0 × 30.5 cm (9.4 × 12 in)			●	
25.4 × 30.5 cm (10 × 12 in)			●	
27.9 × 35.6 cm (11 × 14 in)				●
30.5 × 40.6 cm (12 × 16 in)	●		●	
40.6 × 50.8 cm (16 × 20 in)			●	
50.8 × 61.0 cm (20 × 24 in)	●		●	
55.9 × 74.9 cm (22 × 29.5 in)			●	
61.0 × 76.2 cm (24 × 30 in)			●	
76.2 × 101.6 cm (30 × 40 in)		●		

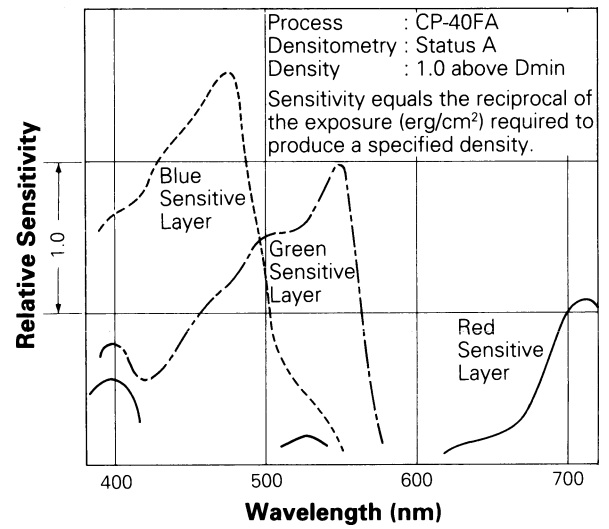
11 PAPER STRUCTURE



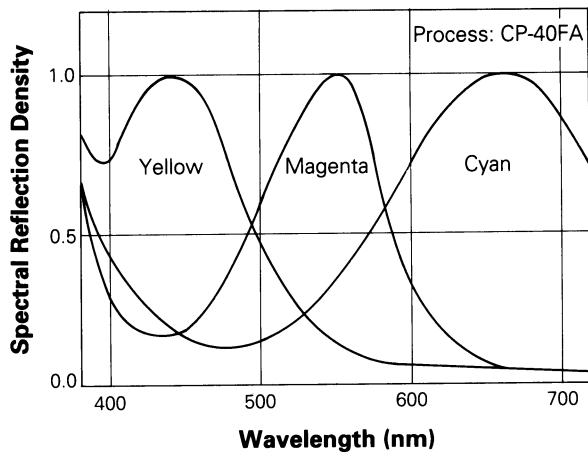
12 CHARACTERISTIC CURVES



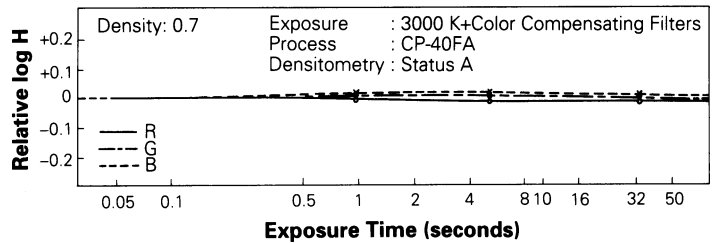
13 SPECTRAL SENSITIVITY CURVES



14 SPECTRAL DYE DENSITY CURVES

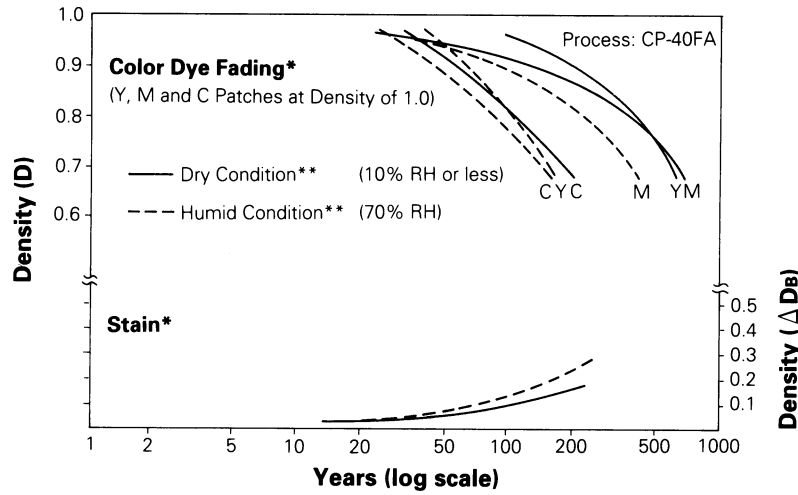


15 RECIPROCITY CHARACTERISTICS

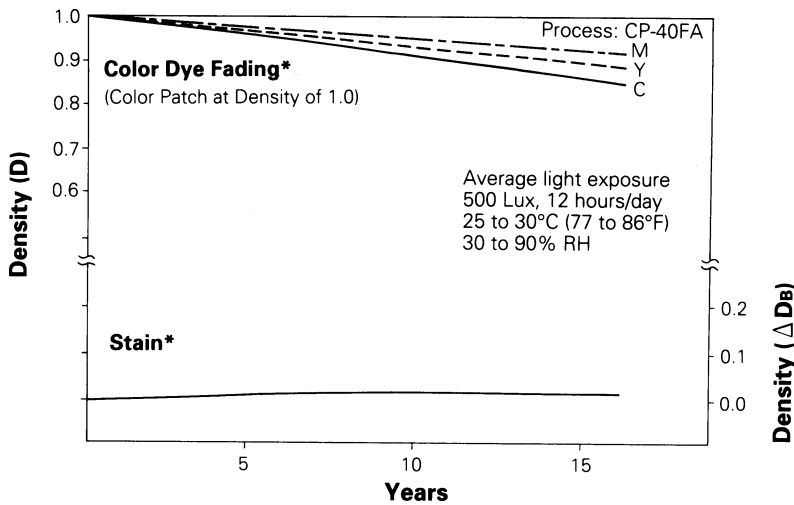


16 IMAGE STORAGE CHARACTERISTICS

• **Estimated Dark Storage Stability at 25°C (77°F)**



• **Estimated Light Storage Stability under 500 Lux Intermittent Illumination conditions*****



* Time-lapse-induced white background staining (yellowing) is as important as dye image fading in affecting image quality. Therefore, dye image fading and yellowing data are also included.

** In regard to color image dark storage stability since humidity is as important as temperature, the two humidity standards of daily experience (less than 10 % and 70 % RH) are used. As a result the appraisal limits are greatly enlarged allowing for even more highly accurate evaluations.

*** Since in common domestic situations sunlit areas may be as bright as 1,000 lux or more during the day and drop to 300 lux in the evening and at night, storage conditions are usually designated to be at an average of 500 lux of light exposure for 12 hours per day.

NOTICE The data herein published were derived from materials taken from general production runs. However, as Fujifilm is constantly upgrading the quality of its products, changes in specifications may occur without notice.